

# FIRST YEAR ARCHAEOLOGY

## MODULE AR1001

### *Handbook*



*2023–24*

## *First Year BA Programme*

The First Year course provides a general introduction to the discipline of Archaeology for students who have no particular background in this subject. Students are introduced to the aims and practices of archaeology as a modern scientific discipline and career option. The course also provides a general introduction to the archaeology of Ireland, spanning some ten millennia from the earliest human settlement of the island to the early modern era. All First Arts Archaeology students must take the following module:

### **AR1001 The Archaeology of Ireland in Context (15 credits)**

This course has three sections, which are taught consecutively over two semesters:

Part A Introduction to Archaeology (*lecturers: Professor William O'Brien, Dr Ben Gearey, and Dr Barra Ó Donnabhain*)

Part B The Archaeology of Prehistoric Ireland (*Dr Katharina Becker*)

Part C The Archaeology of Historic Ireland (*Dr Tomás Ó Carragáin and Dr Sarah Kerr*)

The AR1001 course provides students with a solid foundation in the discipline of archaeology, with particular reference to the cultural heritage of Ireland. Students will acquire a broad understanding of the theoretical concerns and methodologies employed by archaeologists, which is essential to future learning in this field. Students will also gain a general appreciation of the archaeology of Ireland, from earliest times to the early modern period. The lectures are supported by tutorials and a field trip that provide practical experience in the identification and interpretation of artifacts and monuments.

**All AR1001 students have three lectures each week: Monday 11–12 (Boole lecture theatre 2); Tuesday 9–10 (Boole 2); Wednesday 2–3 (Boole 3). Students must attend an additional tutorial hour each week in the O'Riordáin Room, in the Connolly Building.**

### **Key Dates for First Year students in AR1001**

#### **Registration for Tutorials**

Each student must register for a tutorial group online through Canvas before Wednesday September 27th. Tutorials commence week of October 2nd and run weekly thereafter.

#### **Essay 1**

In class essay held during tutorials week of Nov. 7th

#### **Class Test 1**

Monday Nov. 13th (6.20pm to 7pm) Venue: Boole 4

#### **Essay 2**

In class essay held during tutorials week of Feb. 19th

#### **Tutorial Slide Test**

Held during tutorials week of March 19th

**Fieldtrip:** Excursion to visit ancient monuments in Mid-Cork area, Saturday 23rd and Sunday 24<sup>th</sup> March, Short report due Monday April 8<sup>th</sup> 2024

## Lecture and Tutorial Schedule 2023–2024

Lecture number on Canvas	Lecture date	Lecture Topic (68 lectures over 23 weeks)	Tutorial Topic (21 weeks tutorials)
		<b>Part 1: Introduction to Archaeology</b>	
1 ( <i>WOB</i> )	18 Sept	Introduction to Archaeology	
2 ( <i>BG</i> )	19 Sept	The idea of the human past	
3	20 Sept	Archaeology and the discovery of ancient civilizations	
4	25 Sept	Discovering Archaeology: the physical record	
5	26 Sept	Discovering Archaeology: survey 1	
6	27 Sept	Discovering Archaeology: survey 2	<b>Tutorial Registration Deadline</b>
7	2 Oct	Discovering Archaeology: excavation 1	Tutorials commence: general introduction and Fieldwork 1: DVD
8	3 Oct	Discovering Archaeology: excavation 2	
9	4 Oct	Discovering archaeology: excavation 3	
10	9 Oct	Dating the Past 1	Fieldwork 2: DVD
11	10 Oct	Dating the Past 2	
12	11 Oct	Interpreting the Past	
13	16 Oct	Environmental Archaeology 1	Practical: animal remains
14	17 Oct	Environmental Archaeology 2	
15	18 Oct	Environmental Archaeology 3	
16( <i>BOD</i> )	23 Oct	Human Bioarchaeology 1	Practical: human remains
17	24 Oct	Human Bioarchaeology 2	
18	25 Oct	Human Bioarchaeology 3	
	30 Oct	<b>Bank Holiday</b>	Practical: Human Origins
19 ( <i>WOB</i> )	31 Oct	Human Origins 1(First Ancestors))	
20	1 Nov	Human Origins 2 (Out of Africa))	
21	6 Nov	Human Origins 3 (Neanderthals)	<b>Essay 1 in tutorials</b>
22	7 Nov	Human Origins 4 (Homo Sapiens)	
		<b>Part 2: Prehistoric Ireland</b>	
23( <i>KB</i> )	8 Nov	The earliest human colonization of Ireland: an Irish Palaeolithic?	
24	13 Nov	Early Mesolithic Ireland	Practical: Flint Technology
25	14 Nov	Late Mesolithic Ireland	
26	15 Nov	Neolithic origins: the first farmers in Ireland	
27	20 Nov	Neolithic settlement and economy	Practical: Mesolithic Stone Tools
28	21 Nov	Megalithic tombs: an introduction	
29	22 Nov	Portal Tombs and Court Tombs	
30	27 Nov	Passage tombs	Practical: Neolithic Stone Tools <b>Class Test 6.20pm to 7pm</b>
31	28 Nov	Newgrange and the Boyne tombs	
32	29 Nov	Late Neolithic Ireland	
		<b>Christmas Recess</b>	

33	15 Jan	Henge monuments in Ireland	Practical: Early ceramic Technology
34	16 Jan	Wedge Tombs in the first age of metal	
35	17 Jan	The Beaker culture in Ireland	
36	22 Jan	Bronze Age mining and metallurgy	Practical: Bronze Age metallurgy
37	23 Jan	Early gold in Ireland	
38	24 Jan	Bronze Age settlement and economy	
39	29 Jan	Late Bronze Age chiefdoms	Practical: Bronze Age axes
40	30 Jan	Prehistoric cooking places: <i>Fulachtaí Fia</i>	
41	31 Jan	Bronze Age ritual and belief	
	5 Feb	<b>Bank Holiday</b>	Practical: Bronze Age weapons
42	6 Feb	Foreign connections: Bronze Age Ireland and Europe	
43	7 Feb	Iron Age Ireland and the ‘Celts’ – The people of the Iron Age	
44	12 Feb	Iron Age objects and ornaments	Early Iron Technology
45	13 Feb	The Tara landscape	
46	14 Feb	Tara and Navan Fort	
47	19 Feb	Ireland at the edge of the Roman world	<b>Essay 2 in tutorials</b>
		<b>Part 3: Historic Ireland</b>	
48 ( <i>TOC</i> )	20 Feb	Introduction to Early Medieval Ireland; ogham writing	
49	21 Feb	Early medieval secular settlement 1	
50	26 Feb	Early medieval secular settlement 2	UCC ogham stones collection visit
51	27 Feb	Agriculture, craft and economy	
52	28 Feb	Early church archaeology 1	
53	4 Mar	Early church archaeology 2	Anatomy of Clonmacnoise
54	5 Mar	Early medieval art 1	
55	6 Mar	Early medieval art 2	
56	11 Mar	The Vikings 1	Cork Public Museum trip
57	12 Mar	The Vikings 2	
58 ( <i>SK</i> )	13 Mar	Anglo-Norman Castles 1	
	18 Mar	<b>Bank Holiday</b>	<b>Tutorial Slide test</b>
59	19 Mar	Anglo-Norman Castles 2	
60	20 Mar	Rural Settlement – Anglo-Norman and Gaelic	
		<b>Easter Recess</b>	
<i>WOB/DS</i>	<i>23/24Mar</i>	<i>Field excursion Mid Cork; students choose Saturday or Sunday</i>	
61	8 April	Anglo-Norman Towns including Cork	Anatomy of a Late medieval monastery and tower house
62	9 April	The Later Medieval Church	
63	10 April	The Tower House	
64	15 Apr	Plantation Towns	Cork: origins of the city/CPM

65	16 Apr	The Post Medieval House	
66 ( <i>WOB</i> )	17 Apr	Study archaeology for your degree; Exam Briefing	

## AR1001: Assessment Breakdown of Marks

**300 marks in total (180 marks- summer written examinations; 120 marks- continuous assessment)**

### Continuous Assessment

Essays (x2) **20 marks each**

Class Test (x1) **30 marks**

Tutorial Slide Test (x1) **20 marks**

Tutorial participation **20 marks**


Fieldtrip Report **10 marks**

## Core Textbooks for First Year Archaeology

*Available to purchase in UCC Lowercase Bookshop or can be ordered online)*


### Part 1: Introduction to Archaeology

Kevin Greene & Tom Moore 2010. *Archaeology: An Introduction*. Routledge (5<sup>th</sup> edn).



### Part 2: The Archaeology of Prehistoric Ireland


John Waddell 2022. *The Prehistoric Archaeology of Ireland*. Third edition. Wordwell. Please note the 2010 second edition will also be acceptable.



### Part 3: The Archaeology of Historic Ireland

Nancy Edwards 1990. *The Archaeology of Early Medieval Ireland*.

Tadhg O’Keeffe 2000. *Medieval Ireland: An Archaeology*. Tempus.



### Using our Website

First Year students should become familiar with the Department of Archaeology’s website. This may be accessed at:

[www.ucc.ie/archaeology](http://www.ucc.ie/archaeology)

The website provides general information on the Department, our staff and their research interests. It also provides details of our teaching programs, including a resources section which can be found under the ‘Current Students’ section on the menu bar (navigate to ‘First Year’ under the ‘BA General’ sub-section). This resources page contains various information on your study path, including: Guides to Essay Writing, Marking Schemes and Fieldwork Safety; Information on submitting assessments and downloadable Submission and Mitigation Forms; links to the Boole Library’s ‘Archaeology Resource Page’; online timetables and UCC’s Archaeology Society’s Facebook Page.

This First Year Booklet can also be downloaded in PDF format. You will be required to enter a username and password to access this part of the website.

Username: archaeology

Password: monument123!

## Canvas

University College Cork operates an online learning resource system known as Canvas. Many of your lecturers may use the system to deliver learning material. Among other items, AR1001's Canvas Site will contain general information on your course, important announcements, downloadable reading material, and slideshows from your tutorials.

Once you register for AR1001 at the beginning of term and have also registered with Student IT Services for your Student IT Account, you will automatically be activated on the UCC Canvas System. You can then access Canvas by going to [canvas.ucc.ie](https://canvas.ucc.ie) and logging in using your regular student credentials (same as umail), you can also get to it by clicking the link on the [Student IT webpage](#). If you have forgotten your password, please call to the Computer Centre Student Helpdesk in the Boole Basement where staff will assist you.

Some assessments will also be submitted through the Canvas system. Whether a student is submitting to Turnitin or a non-Turnitin Assignment the steps for submitting an assignment are the same and are covered in [this Canvas guide](#). Further details of assignments will be announced during tutorials.

Please note, that any important announcements will also be sent through Canvas so students are advised to check Canvas regularly and to leave their notification settings at default, so as to ensure they are constantly kept informed. For example, if a lecture has to be cancelled at short notice (e.g. if a staff member were to fall ill), the notification of this cancellation will appear as an announcement in Canvas as soon as the School has been informed, assuming that notifications are left at default (as advised) then students will also receive email notification.

Finally, if you need help with Canvas, the first stop should be the Canvas Support hotline or chat function, both of which are available through the Help button on Canvas. In addition to this, a number of [student guides](#), [help videos](#) and an online "Welcome to Canvas" course are available to students and further information on Canvas will also be given during tutorials.

## First Year Marking Scheme

The scheme below is used in marking both essays and exam scripts.

<b>Grades as a %</b>	<b>Description</b>
86-100	The work is exemplary. It is exceptionally well informed about relevant scholarly debate in archaeology and demonstrates a very high level of intellectual engagement with current archaeological practice.
76-85	The work is outstanding and demonstrates comprehensive knowledge, understanding and skills in archaeology appropriate to the level of the qualification.
70-75	The work is excellent and is evidence of comprehensive archaeological knowledge, understanding and skills appropriate to the Level of the qualification.
65-69	The work is very good and is evidence of understanding of archaeological ideas and concepts.
60-64	The work is good and is evidence of understanding of archaeological ideas and concepts, with limited evidence of independent critical appraisal or insight. There is good evidence that all the learning outcomes appropriate to that Level are satisfied.
55-59	The work is sound and shows a reasonable level of accuracy and uses relevant archaeological material.
50-54	The work is sound with a reasonable level of accuracy and largely uses relevant archaeological material.
45-49	The work is acceptable but provides significantly restricted evidence of archaeological knowledge, understanding and skills.
40-44	The work is acceptable but provides barely sufficient evidence of the archaeological knowledge, understanding and skills. It shows some accuracy in the use of a little relevant archaeological material.



35-39	The work narrowly but clearly fails to be acceptable and to provide sufficient evidence of the archaeological knowledge, understanding and skills.
30-34	The work is unacceptable and provides insufficient evidence of the archaeological knowledge, understanding and skills. It has a few relevant observations to make, with many factual errors and omission of important aspects of the material.
20-29	The work examined is unacceptable and provides little evidence of the archaeological knowledge, understanding and skills. It has highly inaccurate material and has no or very weak argumentation.
10-19	The work examined is unacceptable and provides negligible evidence of the archaeological knowledge, understanding and skills. It has highly inaccurate material and has no or very weak argumentation.
0-9	The work examined is unacceptable and provides no evidence of the archaeological knowledge, understanding and skills appropriate to the level of the qualification. No answer is marked as 0.

## Contacting the Department

Please contact the following staff should you have any queries about the First Year course, or encounter any problems during the year:

**Lecturers:** Professor O'Brien, Dr Ben Gearey, Dr Katharina Becker, Dr Tomás Ó Carragáin, Dr Barra Ó Donnabhain, Dr Sarah Kerr. Approach the lecturer at the end of class with any queries.

**Head Tutor:** Ms Denise Sheehan is also available to help you. Her office is located on the top floor of the Archaeology Department, Connolly Building. Please email in advance for an appointment:  
[denise.sheehan@ucc.ie](mailto:denise.sheehan@ucc.ie)

**Class Tutor:** You may raise course queries with your own tutor in the weekly tutorial.

Email: [archaeology@ucc.ie](mailto:archaeology@ucc.ie) should you have any difficulties that cannot be addressed by the above staff.

## Plagiarism

It is expected that all essays, projects and other elements of continuous assessment submitted for examination will be the student's own work. Students should take care to distinguish their own ideas and knowledge from information derived from other sources. Plagiarism is the presentation of someone else's work as your own. When done deliberately, it is cheating, since it is an attempt to claim credit for work not done by you and fails to give credit for the work of others. ***Whether deliberate or inadvertent, plagiarism is a form of academic misconduct. It can result in the rejection/failure of said work and other disciplinary sanctions in line with University policy (for details see: <https://www.ucc.ie/en/exams/procedures-regulations/>)***

In almost any academic pursuit, one learns from the ideas and the work of others. Therefore, in preparing any work to be presented as part of a course assessment, one must rely on other people's scholarship to develop one's own work. It is imperative, however, that these sources are fully acknowledged, following the standard referencing practice within the discipline of Archaeology.

### Forms of Plagiarism

*Verbatim (word for word) quotation without clear acknowledgement*

Quotations must always be identified by the use of either quotation marks or indentation, with full referencing of the sources cited. It must always be apparent to the reader which parts are your own independent work and where you have drawn on another's ideas and language.

*Cutting and pasting from the Internet without clear acknowledgement*

Information derived from the Internet must be adequately referenced and included in the bibliography. It is important to evaluate carefully all material found on the Internet, as it is less likely to have been through the same process of scholarly peer review as published sources.

*Paraphrasing*

Paraphrasing the work of others by altering a few words and changing their order, or by closely following the structure of their argument, is plagiarism if you do not acknowledge the author whose work you are using. A passing reference to the original author in your text may not be enough; you must not create the misleading impression that the paraphrased wording or the sequence of ideas are entirely your own. You must also properly attribute all material derived from lectures.

*Collusion*

This can involve unauthorised collaboration between students, failure to attribute assistance received, or

failure to follow precisely regulations on group work projects. It is your responsibility to ensure that you are entirely clear about the extent of collaboration permitted, and which parts of the work must be your own.

#### *Inaccurate citation*

It is important to cite correctly, according to the conventions of your discipline. As well as listing your sources in a bibliography, you must indicate, using an in-text reference, where a quoted passage comes from. Additionally, you should not include anything in your references or bibliography that you have not actually consulted.

#### *Failure to acknowledge assistance*

You must clearly acknowledge all external assistance that has contributed to the production of your work. This need not apply to the assistance provided by your tutor or supervisor, or to ordinary proofreading, but it is necessary to acknowledge other guidance that leads to substantive changes of content or approach.

#### *Use of material written by professional agencies or other persons*

You cannot make use of professional agencies to produce your work nor submit material written for you, even with the consent of the person who has written it.

#### *Auto-plagiarism*

You must not submit work for assessment that you have already submitted (partially or in full) to fulfill the requirements of another course or examination.

## **Safety Guidelines for Field Excursions**

- Obey the instructions of the fieldtrip leader(s). No unruly behaviour.
- Take care when boarding and alighting from the bus.
- Wear suitable clothing and footwear.
- Walk, don't run on uneven ground and slopes. Do not climb over walls or on buildings.
- Do not endanger yourself or others in the bus, in the field or during lunch.
- Respect other people's property - buildings, land, animals and fences.
- Always close gates. Walk around the edge of fields with crops.
- Bring your litter home.
- Beware of bulls, dogs and other animals.
- Do not interfere with machinery or power lines.
- Keep to arranged times and meeting places for lunch-breaks etc.
- Do not get separated from main group (or you could be left behind).
- Inform the leader before the tour if you have any particular health problems.
- Should you suffer any injury on the fieldtrip, please inform the leader immediately.

***Remember - You are representing the Department of Archaeology and UCC on our field excursions.***