

How to manage and protect your IP

UCC Innovation



UCC

Coláiste na hOllscoile Corcaigh
University College Cork, Ireland

Nuálaíocht
Innovation

Impact Through Ideas and Expertise

Gateway

Ignite

UCC

Technologies

UCC

UCC

Consulting

UCC

New IP has been created - how can UCC protect it?

Step 1: Invention Disclosure Form (IDF)




Key information to provide in an IDF

- What is the **innovative** part?
- **Who** came up with the innovative part?
- Who **funded** the work?
- How does it compare to the **existing knowledge**?
 - aka a prior art search
- What stage of **development** is it at?
 - e.g. is there a working prototype/demo?
- Has the innovation been **disclosed**?
 - conference posters/talks, publications etc

STRICTLY CONFIDENTIAL

Innovation/IP Disclosure Form



 Nuálaíocht Innovation	Procedure No	001	
	Revision	008	
	Form No.	P1	
Title:	Innovation/IP Disclosure Form (IDF)	Date	


UCC's Intellectual Property Policy requires that a member of the University, whether staff or student, promptly report to the University any discovery or invention made by the individual (or group of individuals) that might be useful, patentable or otherwise protectable.

In order to protect the rights of all members of staff involved it is important for the University to fully determine the facts relating to the invention, design or production of copyrightable material (including software). This Innovation/IP Disclosure Form is intended to record the invention and should be lodged with the University's UCC Innovation as soon as possible.

New IP has been created - how can UCC protect it?

Step 2:

Engage with UCC Innovation and your Case Manager



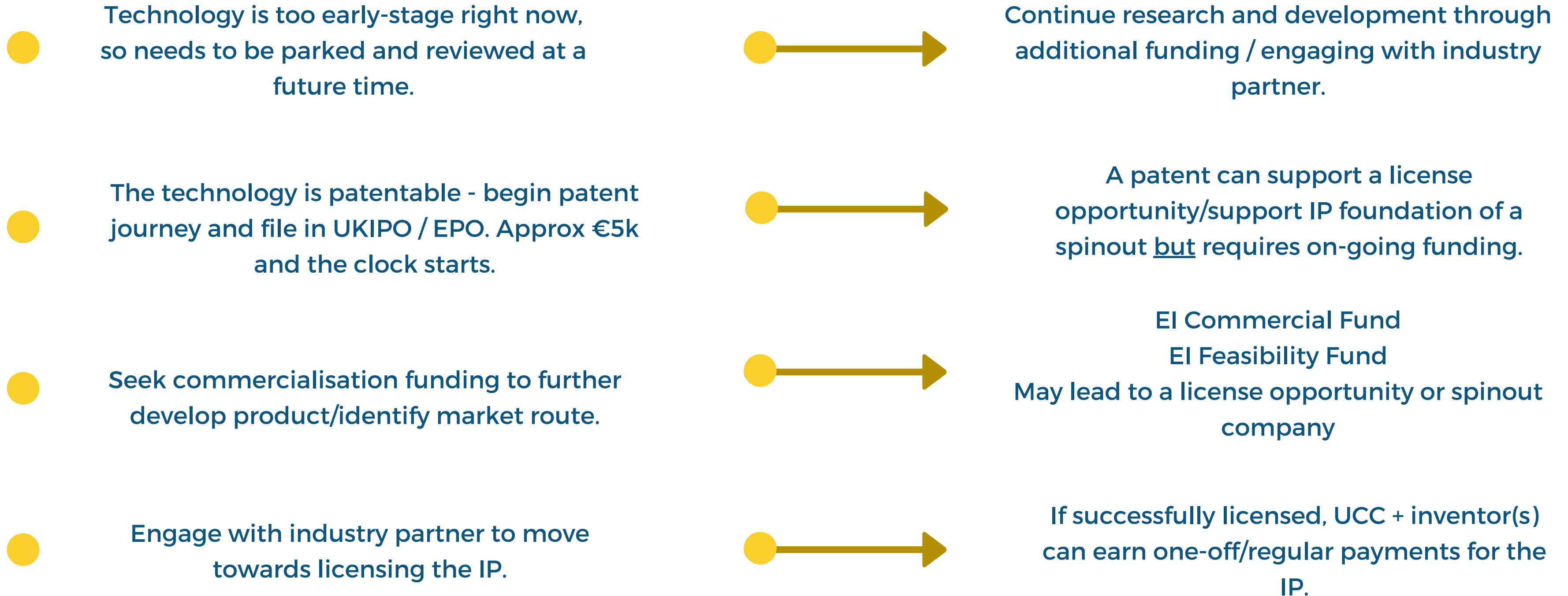
Speaking with TTO allows for **discussion** of the submitted IDF, and **clarification** of any queries.

Your TTO expert will also ask about any **potential industry partners**, and any **potential commercial vision** for the technology.



Your TTO expert will then undertake an **evaluation** of the IP and its value from a **commercial and protectable** viewpoint to decide next steps.

Possible Commercialisation Pathways



.....

These options can happen in parallel, or staggered, or can be halted. Every case is different and commercialisation is often a long process where circumstances can change.

THE PATENT PROCESS

MONTH 0

Drafting, filing and search reports

UKIPO approx +€2,700

EPO approx +€4,000

MONTH 12

Decision on whether to file International Patent Application (PCT) and proceed to search. +€8,000

MONTH 30

Decision on whether to nationalise - choose individual countries to have patent protection. Costs will depend on selected countries - typical approach is Europe + USA approx €7,000

MONTH +30

During prosecution, there are a number of Examination Reports which need to be addressed, approx €2500-4000 per report. Up to 3-4 reports are typical.

MONTH 48-60

If a patent is granted, there are grant and validation fees, approx €1,500-3,000 per request.

Patents also need to be renewed annually in each protected country, approx €1,500 per year per country.

! Securing a patent and protecting it over a lifetime across multiple countries can cost ++€100k !

Impact from IP generation and commercialisation

RESEARCH



Identifying problems → generating ideas and solutions using expertise and experience.

PATENT



My idea has value and potential → can it become a tangible thing?

LICENSING OPPORTUNITIES




Can I partner with others to bring my idea to life in an profitable and impactful way?

SPIN OUT COMPANY



I have the vision and the drive to bring my idea to a market with the support of my Uni/company.

FULL CIRCLE



My idea has now → created jobs,
→ economic value,
→ supports future research,
→ is an impactful product/service

Any queries?

- karen_mccarthy@ucc.ie
- d.corkery@ucc.ie
- www.ucc.ie/en/techtransfer

